

## Accessories

### Nozzle assembly set

Part No. 1915P8-8

Nozzle equipped with an electric rotary brush, enhancing the debris removal performance and maneuverability for cleaning on carpets.



### Brush complete set

Part No. 1915P6-2

A Brush complete for the nozzle assembly (1915P8-8 comes with rotaty brush)



### High performance filter set

Part No. 1915P0-4

A slightly smaller filter made from the same material as the existing high performance filter, designed for this model.



### Filter H set

Part No. 1915P2-0


A slightly smaller filter designed for this model, using the same structure and material as Filter H for the CL003G.



### Pipe assembly set

Part No. 1915P4-6


Pipe with built-in wiring to supply power to the nozzle assembly connected to this pipe. Both the cleaner body and the nozzle side are fixed with a locking mechanism.



### Flexible hose set

Part No. 191E30-3

Part No. 198868-7



### Sash nozzle


Part No. 413770-6



### Long sash nozzle set

Part No. 191D65-8

Part No. 198919-6



### Crevice nozzle 415 set

Part No. 199439-3



### Tool bag set

Part No. 199901-8

LxWxH: 600x210x190mm



## Charging Time

|                   | Fast Charging |        |
|-------------------|---------------|--------|
|                   | DC40RA        | DC40RC |
| *1 BL4020 2.0Ah   | 22 min        | 30 min |
| *1 BL4025 2.5Ah   | 28 min        | 38 min |
| *1 BL4040/F 4.0Ah | 45 min        | 67 min |
| BL4050F 5.0Ah     | 50 min        | 85 min |

\*1 Recommended battery

## Cordless Cleaner

### CL004G

|                       |                          |   |
|-----------------------|--------------------------|---|
| Anti-restart function | Dust capacity            | 250 mL (8.5 oz)   |
| Electronic 4-Speed    | Suction power            | Mode 1: 20 W / Mode 2: 40 W / Mode 3: 70 W / Mode 4: 110 W            |
| Built-in Job Light    | Max sealed suction       | 20 kPa (2,041 mmH <sub>2</sub> O)                                     |
|                       | Max air flow             | 1.0 m <sup>3</sup> /min   |
|                       | Continuous use (Battery) | Mode 1: 60 min. / Mode 2: 40 min. / Mode 3: 20 min. / Mode 4: 14 min. |
|                       | Dimensions (L x W x H)   | w/o Pipe & Nozzle: 465 x 101 x 186 mm (18-1/4 x 4 x 7-3/8")           |
|                       |                          | w/ Pipe & Nozzle: 1,094 x 243 x 186 mm (43 x 9-9/16 x 7-3/8")         |
|                       | (Battery)                | BL4025  |
|                       | Net weight               | w/o Pipe & Nozzle: 1.6 - 2.2 kg (3.5 - 4.9 lbs.)                      |
|                       |                          | w/ Pipe & Nozzle: 2.2 - 2.8 kg (4.9 - 6.2 lbs.)                       |
|                       | (Battery)                | BL4020 - BL4050F  |

Standard Equipment : Nozzle assembly, Pipe assembly, Sash nozzle, Nozzle holder, High performance filter, Battery, Charger

The weight may differ depending on the attachment(s), including the battery cartridge. The lightest and heaviest combination, according to EPTA-Procedure 01/2014, are shown in the table.  
Items of standard equipment and specifications may vary by country or area.

**Makita Corporation**

3-11-8 Sumiyoshi-cho, Anjo, Aichi, 446-8502 Japan



PRINTED IN JAPAN 202504

www.makita.com

**Enhances carpet cleaning efficiency**  
**with an electric rotary brush**



Max  
sealed suction  
**20 kPa**

Max air flow  
**1.0 m<sup>3</sup>/min**

Low noise  
**66 [ Mode 4 ] dB(A)**








# Enhances efficiency in various carpet cleaning tasks

## Highly durable professional-grade nozzle


The nozzle is equipped with a highly durable motor suitable for professional cleaning tasks and a highly durable brush with three types of bristles for efficient debris removal.



With the driving force of the electric rotary brush, the cleaner can be pushed with ease.



The electric rotary brush can be attached and detached without tools, making maintenance easy.

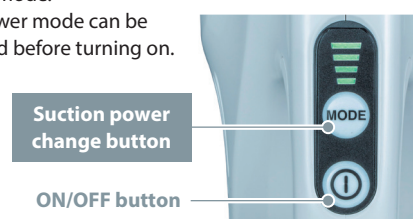


Equipped with an electric rotary brush, the cleaner offers enhanced debris removal performance and maneuverability for cleaning carpets.



## 4-mode suction power selection with mode memory function

- The cleaner resumes vacuuming at the last used power mode.
- The power mode can be selected before turning on.



**Dust box (Cyclone type)**  
The dust box can be removed for emptying while keeping the cyclone unit attached to the cleaner body.



**Hook**  
The hook is convenient for propping up during cleaning.



**Easy to clean connection parts**



**The pipe is secured with a lock**



**The nozzle is secured with a lock**