



High precision cutting



Diameter of slide pipe is changed from 25mm to 30mm. Moreover, by redesigning Arm section shape, the precision at bevel cutting is increased.



Integration of Guide fence and Lower fences provides the rigidity more than the separation structure.




DXT

Rail-forward design enables to be placed against a wall for maximizing work space

Motor head slides on fixed pipes without extending machine rear end, so the machine can be placed close to wall.

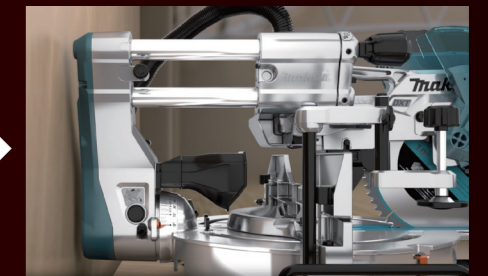
Conventional model

needed to set apart from the wall





LS1219/LS1219L

can be placed close to wall



Excellent dust extraction

When cutting the low height workpiece, the dust extracting is more effective than current model because of the dual improved dust extracting port.

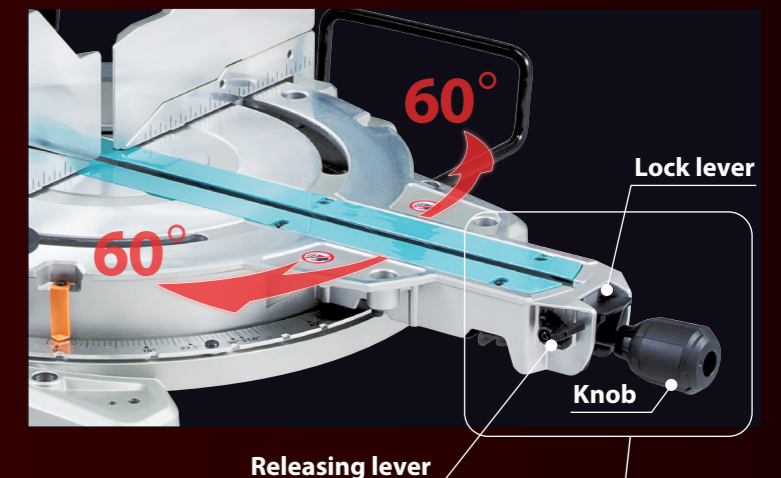


Large turn base

supports even large workpiece stably.

Easy-to-operate miter angle lock

Miter angle can be unlocked by turning Knob counterclockwise while pushing down Lock lever.



Once Releasing lever is pushed down:

- Turn base can be moved without pushing down Lock lever.
- The turning action is smooth because positive stops are released.
- Miters 0°-60° left and right, with positive stops at 0°, 15°, 22.5°, 31.6°, 45° and 60° (left and right)